

Powered by  
**Flexspring** 

# NetSuite Integration Guide with ADP

How HR teams  
streamline **HR**  
**processes** with  
**data connectors.**



2022

**ADP**  
Marketplace  
Partner

PLATINUM



**ADP**  
Always Designing  
for People®

**Modulus Data**   
Everything connects

# Introduction

Welcome to next-generation HR data integration using data connectors from Modulus Data.

- ✓ Gain **seamless, hands-free integration** between NetSuite and ADP.
- ✓ Improve your HR team's productivity by **avoiding double data entry** between NetSuite and ADP Workforce Now® or ADP Vantage®.
- ✓ **No internal IT resources** are needed to create a data integration. The experts at Modulus Data handle all custom data mapping.
- ✓ Go beyond scheduled file transfer and manual file uploads to gain **near real-time data sharing** via API to API connection.
- ✓ Gain **fast Integration** using custom-tailored connectors.

Modulus Data focuses solely on HR data integration. It's all we do.

Modulus Data is a Platinum ADP Marketplace Partner and "Built for NetSuite" Partner. Modulus Data's NetSuite to ADP connectors are the only NetSuite connectors available on the ADP Marketplace.

Data integrations from Modulus Data do not require manual interventions, do not store data, and meet enterprise-level security standards—including certification as SOC 2 compliant by the AICPA (American Institute of Certified Public Accountants).

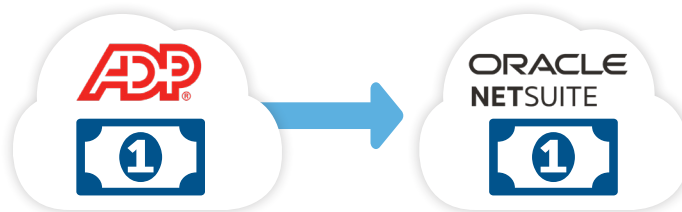
This **NetSuite Integration Guide with ADP** walks you step by step through what you need to know to easily integrate NetSuite with ADP Workforce Now® or ADP Vantage®.

# Step One: Choose your use case (or use cases)

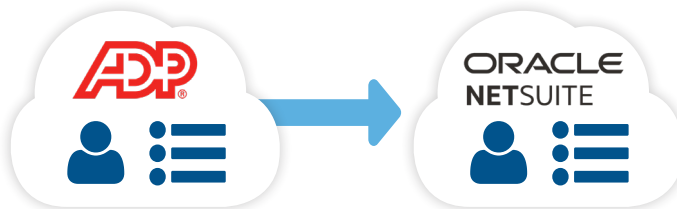
Here are the five most popular use cases for integrating NetSuite with ADP Workforce Now® or ADP Vantage®. With data integration from Modulus Data, you only pay for the use case or use cases that you need.

- 1 ADP Payroll to NetSuite Journal Entries.** This integration extracts weekly or bi-weekly payroll data from ADP and automatically imports the payroll data into NetSuite. Specifically, this integration summarizes multiple lines of ADP payroll data—for example, earnings, deductions, and taxes, etc.—to create one journal entry per payroll run per subsidiary. Summary amounts can be grouped by department or location. The journal entry contains a summary of pay data and does not include details about individual employees' pay. This integration also checks the balances of debits and credits and notifies if there are any errors.

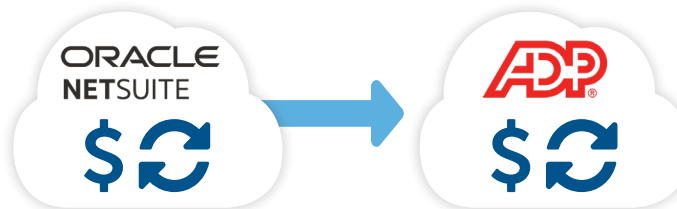
The ADP Payroll to NetSuite Journal Entries use case comes in two flavors. The simple connector is for payrolls involving a single subsidiary. The complex connector is for payrolls that are mapped to multiple subsidiaries.



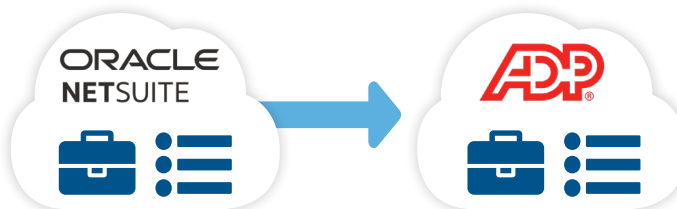
- 2 New Hires and Employee Updates from ADP to NetSuite.** As soon as an employee is hired or updated in ADP, employee data automatically syncs in NetSuite in near real-time with the employee data needed for workforce management.



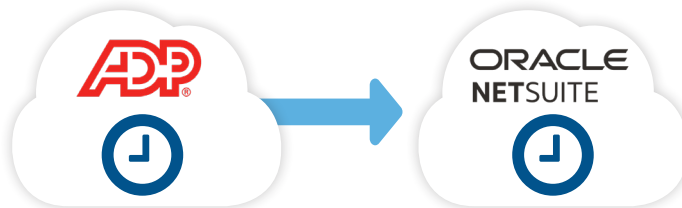
- 3 Expense Reimbursement from NetSuite to ADP.** Takes all approved expense reimbursements from NetSuite that are beyond regular compensations—for example, travel deductions, mileage, or cell phone—and imports the expense data into ADP's pay data batch module.



- 4 NetSuite Projects to Labor Allocation Codes in ADP Essential Time.** Automatically takes NetSuite projects and shares them as labor allocation codes in ADP so that employees can put their time against these projects in Essential Time by ADP (timesheets) for accurate job costing. NetSuite projects can be brought over on a daily or hourly basis, depending on the client's preference.



- 5 ADP Time Card Data to NetSuite.** Time card data entered into Essential Time by ADP is automatically returned to NetSuite to populate the corresponding work orders. With this integration, reports on job costing can be handled directly in NetSuite and accurately reflect the employee hours worked on each project.



---

*The ADP payroll to NetSuite journal entry integration by Modulus Data delivered exactly what I wanted to do. I looked at more expensive solutions from other companies, but none provided what Modulus Data does: a true point-to-point, hands-free solution. We're no longer in the manual payroll journal entry business. With automation, we're positioned for substantial, profitable growth without adding any strain or headcount to our back office.*

- JEFFREY LAYMON, EXECUTIVE CONSULTANT, INTEGRATED DERMATOLOGY

---



# Step Two: Enjoy custom integration powered by Flexspring

Powered by  
**Flexspring** 

## About Custom Integration



**Features custom data mapping by Modulus Data integration experts**

Custom integration using a Netsuite with ADP connector from Modulus Data is fast and relatively easy. The experts at Modulus Data do all the data mapping to create a custom connector tailor-made for your business. No internal IT resources are needed to create or maintain your integration.

With custom connectors, the experts at Modulus Data meet the unique integration needs of your business as well as match the unique data field names and data syntax requirements of your NetSuite and ADP apps.



Modulus Data's integrations have a distinct advantage: Flexspring. Flexspring is an integration platform as a service (iPaaS) built from the ground up by Modulus Data to meet the complex requirements of HR data integration. Simply, what SaaS does for software, Flexspring does for integration.

Flexspring is built for flexibility and speed. Leveraging integration templates, the experts at Modulus Data can easily customize your integration to meet your unique business needs.

Flexspring integrations are also future-proof. The Modulus Data support team can easily make changes in the future should new business rules, new payment codes, or new custom fields need to be added in NetSuite or ADP.

Flexspring integrations are true point-to-point integrations. They do not require manual interventions, do not store data, are GDPR-compliant, SOC 2 certified, and meet enterprise-level security standards.

---

 *The ADP Workforce Now integration was **the easiest implementation** that I've been through. It saves our HR department hours each day by avoiding double-data entry from new hire to payroll. I'm happy with this quick and seamless move into the future.* 

- DIRECTOR OF HUMAN RESOURCES, TV NETWORK

---

# Step Three: Pricing

Custom Connector	Use Case	Use Case Name	Source System	Target System	One-time Setup	Annual Subscription
ORACLE NETSUITE	1	ADP Payroll to NetSuite Journal Entries: <i>Simple (one subsidiary)</i>	ADP	NetSuite	\$9,000	\$9,000
	1*	ADP Payroll to NetSuite Journal Entries: <i>Complex (multiple subsidiaries)*</i>	ADP	NetSuite	\$12,500	\$12,500
	2	New Hires and Employee Updates from ADP to NetSuite	ADP	NetSuite	\$6,750	\$6,750
	3	Expense Reimbursement from NetSuite to ADP	NetSuite	ADP	\$6,750	\$6,750
	4	NetSuite Projects to Labor Allocation Codes in ADP Essential Time	NetSuite	ADP	\$6,750	\$6,750
	5	ADP Time Card Data to NetSuite	ADP	NetSuite	\$6,750	\$6,750

\* Pricing for the complex edition (multiple subsidiaries) of ADP Payroll to NetSuite Journal Entries is for 2 to 20 subsidiaries. If more subsidiaries than 20 are required, a custom quote is required.

 **Fast Integration** A custom integration of the Modulus Data Connector for NetSuite with ADP can be fully deployed in 8-10 weeks.

Buy your **NetSuite Connector on the ADP Marketplace.**



# When experts connect data, you have peace of mind.

**Bonus** →  
NetSuite Case Study

We love to talk about  
data integration.  
Please reach out with  
any questions or to tell  
us about a new use case.



**YAN COURTOIS**

CEO & Founding Partner  
917.618.9536  
ycourtois@modulusdata.com



**BONNIE McMAHON**

SVP Sales  
508.641.0655  
bmcMahon@modulusdata.com



**SARA BRAGG, CHRL, CHRP**

VP Customer Success  
705.761.4854  
sbragg@modulusdata.com

**Modulus Data**   
Everything connects

# ADP to NetSuite Integration by Modulus Data

## DATA INTEGRATION CASE STUDY:

### Fast-growing mid-sized company, Integrated Dermatology

**“The ADP payroll to NetSuite journal entry integration by Modulus Data delivered exactly what I wanted to do. I looked at more expensive solutions from other companies, but none provided what Modulus Data does: a true point-to-point, hands-free solution. We’re no longer in the manual payroll journal entry business. With automation, we’re positioned for substantial, profitable growth without adding any strain or headcount to our back office.”**

— Jeffrey Laymon,  
Executive Consultant,  
Integrated Dermatology

## Integration Challenge

To streamline their back office, Integrated Dermatology wanted to automate data coming into NetSuite® from ADP Workforce Now® with a hands-free, point-to-point solution. Integrated Dermatology processes 250 payrolls a month from dozens of legal entities. Without automation from Modulus Data, manually entering 250 payroll files each month occupied half of a full-time employee’s schedule and reduced productivity for this fast-growing medical company.

## Integration Solution

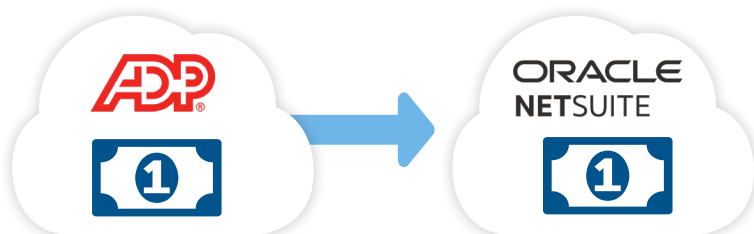


### ADP Payroll Journal Entries to NetSuite General Ledger

After processing payroll, a payroll team member at Integrated Dermatology pushes the create general ledger button in ADP Workforce Now, triggering the automation. Then, ADP automatically places a payroll file on a secure server. Automation sweeps up this file, and within minutes, payroll data—without any risk of error from manual data entry—successfully imports payroll journal entries as NetSuite general ledger entries. The automation is entirely hands-free.

Specifically, this integration takes the summary of up to 30 lines of ADP payroll data—for total earnings, deductions,

and taxes, etc.—and creates one summary journal entry per payroll run per company code. Each company code maps to a single legal entity/subsidiary within NetSuite. This integration also balances debits and credits to prevent errors.



## Coollest Features of This Integration

Integrated Dermatology's solution imports 250+ payrolls from dozens of legal entities with different company codes into one NetSuite general ledger for the overall company—all using one integration from Modulus Data.

Daily email notifications from Modulus Data show what files were successfully imported and show that everything worked. In the past year, Integrated Dermatology has moved over 3,000 payroll files with zero errors between ADP Workforce Now and NetSuite.

# When experts connect data, you have peace of mind.

## For help with ADP to NetSuite integration:



**YAN COURTOIS**

CEO & Founding Partner

917.618.9536 • [ycourtois@modulusdata.com](mailto:ycourtois@modulusdata.com)



**BONNIE McMAHON**

SVP Sales

508.641.0655 • [bmcMahon@modulusdata.com](mailto:bmcMahon@modulusdata.com)



**SARA BRAGG, CHRL, CHRP**

VP Customer Success

705.761.4854 • [sbragg@modulusdata.com](mailto:sbragg@modulusdata.com)



**Modulus Data**   
Everything connects