


Integrating with ADP Workforce Now

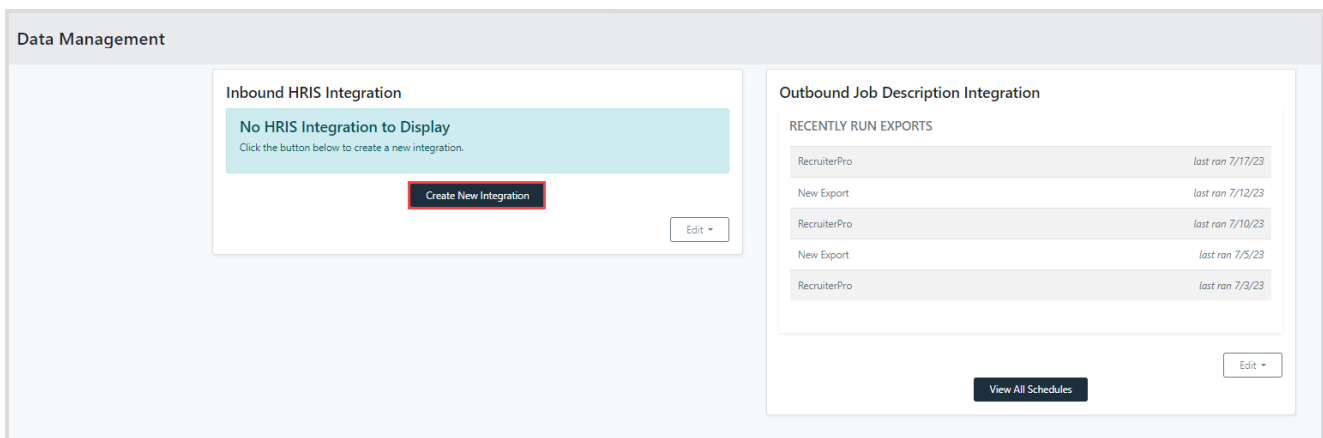
Users who have the **Data Management** tile enabled can integrate Payfactors with their ADP platform. If you'd like to use the **Data Management** feature, contact [Payscale Support](#) through the **Connect** tile.

To integrate with ADP:


1. From the dashboard, click the **Data Management** tile.



2. Within the **Inbound HRIS Integration** section, click **Create New Integration**.







3. Click **ADP Workforce Now** and click **Next**.



Select Vendor


STEP 1/3

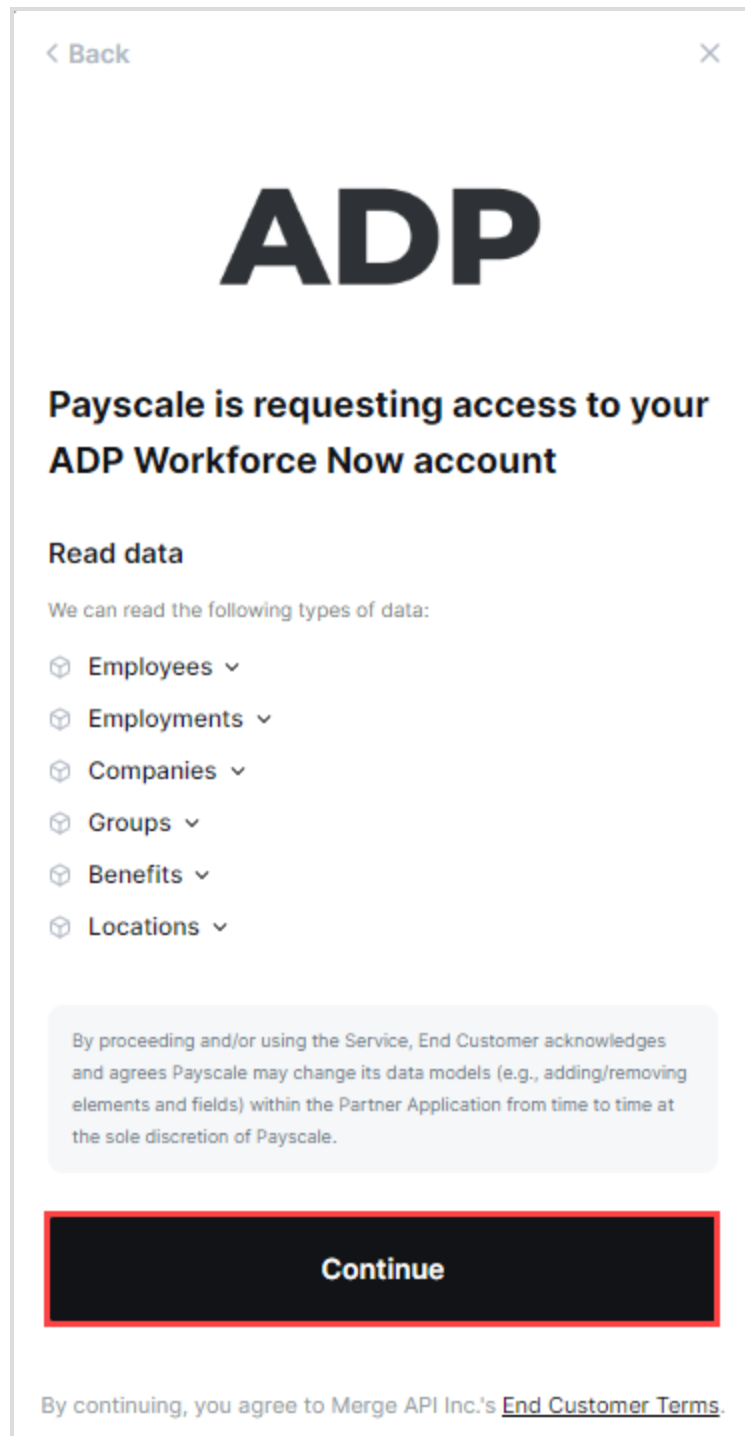


Cancel

Next

4. From the popup window:
 - a. Click **Continue**.





- b. Copy the **Merge Token** code and click **Please purchase the ADP app here**.

Back
X

ADP

Please subscribe to our data connector app in ADP Marketplace

How do I subscribe to your ADP Data Connector app?

[Please purchase the ADP app here.](#)

Enter the below token as 'Merge Token'.

Once ADP purchase has been validated click below to proceed to next step.

[Stuck? See detailed instructions with screenshots](#)


Merge Token:


7f7321bd-9f64-4938-b2e2-e8845370644f


Next step

By continuing, you agree to Merge API Inc.'s [End Customer Terms](#).

- c. From the **ADP Marketplace** window:
 - i. Click **Try the Free Edition**.





[Apps Home](#)
[Solutions](#)
[Consulting Partners](#)
[Industry](#)
[About ADP Marketplace](#)



Save big this summer! For a limited time, save 10% on HR apps to help you simplify your HR processes.

[View deals](#)



Payscale's Payfactors Connector for ADP Workforce Now®

Seamlessly sync employee data between Payscale's Payfactors and ADP®

[Try the Free Edition](#)


Free

ii. Click **Allow**.

×

Please agree to the app's terms of service

You must accept these terms to begin your free trial.



Payscale API Integration for ADP WorkforceNow

by PayScale

By clicking below:

I have read and agree to the ADP Marketplace Terms of Service and the Terms of Service applicable to each application I am purchasing as shown on this page.

I acknowledge that the third party applications and their services are not provided by ADP and I agree that ADP has no responsibility or liability for these applications or the services.

[Allow](#)
[Decline](#)

iii. Click **PayScale requires additional information**.

Continue Shopping

ADP

Next

Cart

No Billing Required

Review and Buy

Cart

☐ **Payscale API Integration for ADP Workfor...**
PayScale [Change](#) [Remove](#)

Free Edition

Free

Unlimited Users included in plan

+ PayScale requires additional information. [Edit](#)

Referrer Information

Referrer Email optional

☐ **Payscale API Integration for ADP WorkforceNow**

Free Edition

Unlimited Users (included) \$0.00

Apply discount codes

Due now

\$0.00

Price reflects one-time and prorated recurring charges, if applicable.

Subtotal

\$0.00

Estimated tax

\$0.00

Estimated upcoming charges

Due next month (excluding tax)

\$0.00

- iv. From the **Additional Information** popup, paste the copied merge token code into the *Token* field and click **Save details**.

Additional Information

Required Fields

Token

7f7321bd-9f64-4938-b2e2-e8845370644f

Token provided by Merge Link

- v. Within the lower right-hand corner, click **Next**.

Continue Shopping

ADP

Next

Cart

No Billing Required

Review and Buy

Cart

☐
Payscale API Integration for ADP Workfor...
PayScale
[Change](#)
[Remove](#)

Free Edition
Free

Unlimited Users included in plan

✓ The additional information is complete. [Edit](#)

Referrer Information

Referrer Email optional

☐ **Payscale API Integration for ADP WorkforceNow**

Free Edition

Unlimited Users (included)
\$0.00

Apply discount codes

Due now
\$0.00

Price reflects one-time and prorated recurring charges, if applicable.


Subtotal
\$0.00

Estimated tax
\$0.00

Estimated upcoming charges

Due next month (excluding tax)
\$0.00

- vi. Enable the *Terms of Service* checkbox and click **Complete Purchase**.



Apply discount codes

Due now

\$0.00

Price reflects one-time and prorated recurring charges, if applicable.

Subtotal

\$0.00

Estimated tax

\$0.00

Estimated upcoming charges


Due next month (excluding tax)

\$0.00

☒ I have read and agree to the [ADP Marketplace Terms of Service](#) and the [Terms of Service](#) applicable to each application I am purchasing. I **also agree that the services are provided by independent third parties and are not provided by ADP.** I agree that I am entering into agreements with third parties and ADP is not responsible for such third parties' products or services.

Complete Purchase

d. Navigate back to Payfactors and click **Next step**.



< Back
×

ADP

Please subscribe to our data connector app in ADP Marketplace

How do I subscribe to your ADP Data Connector app?

[Please purchase the ADP app here.](#)

Enter the below token as 'Merge Token'.

Once ADP purchase has been validated click below to proceed to next step.

[Stuck? See detailed instructions with screenshots](#)

Merge Token:

7f7321bd-9f64-4938-b2e2-e8845370644f

Next step

By continuing, you agree to Merge API Inc.'s [End Customer Terms](#).

- e. Enable the *I have provided consent in the ADP Marketplace* checkbox and click **Next step**.

< Back
×

ADP

Follow the instructions below.
You'll need to provide consent for ADP to access your organization's data.

How do I provide consent?

If you have not already done so, please provide consent for access to your ADP data:

[CLICK HERE to navigate to the Consent Screen](#)

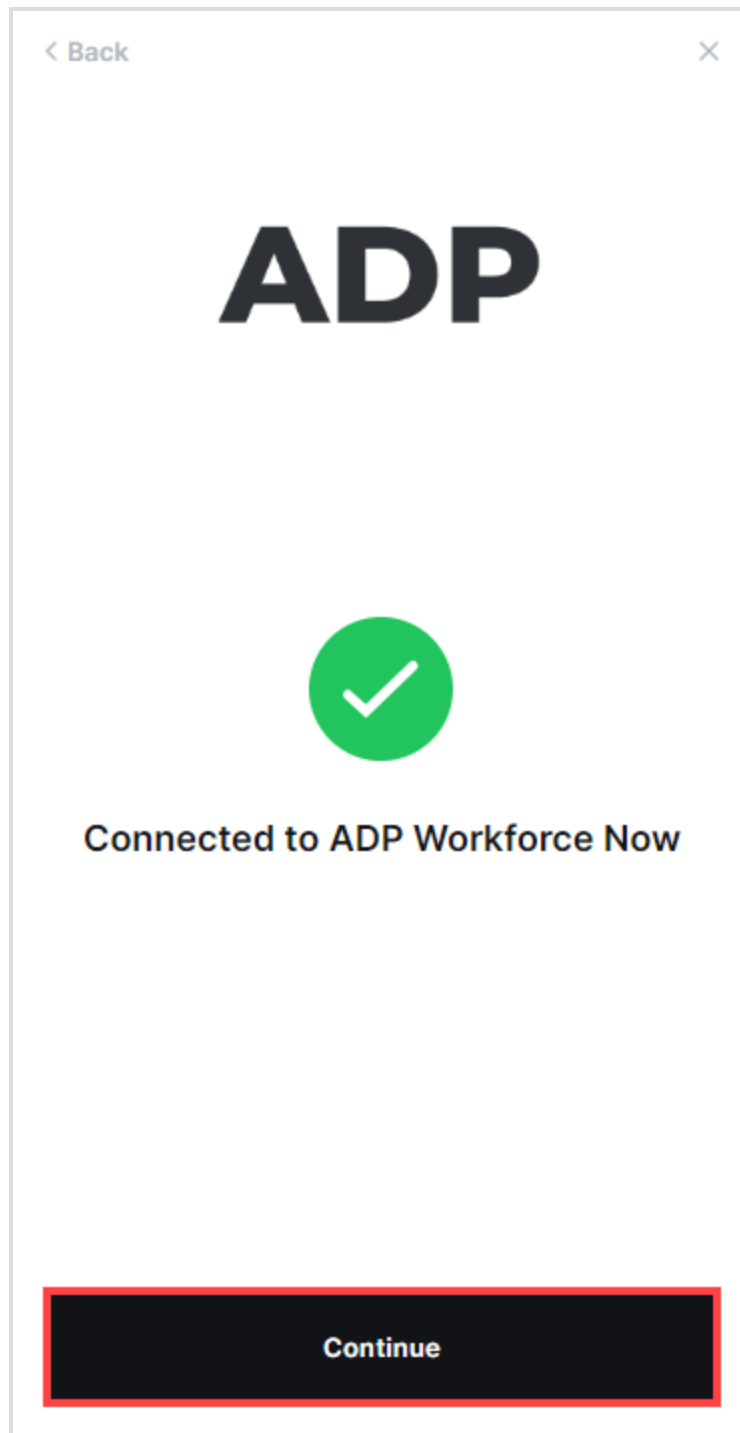
Once completed, go to the next step.

Stuck? [See detailed instructions with screenshots](#)

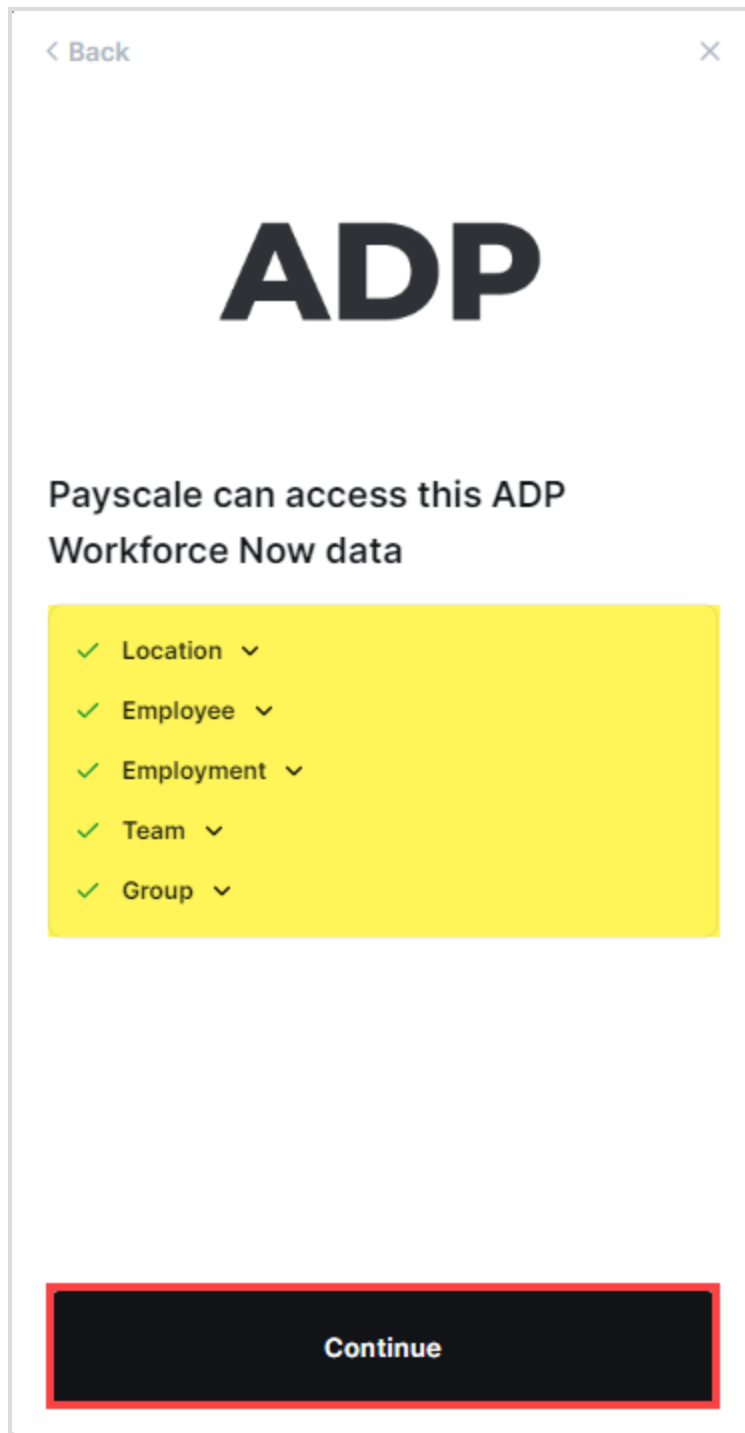
☒ [I have provided consent in the ADP Marketplace](#)

Next step


- f. Once authenticated, click **Continue**.

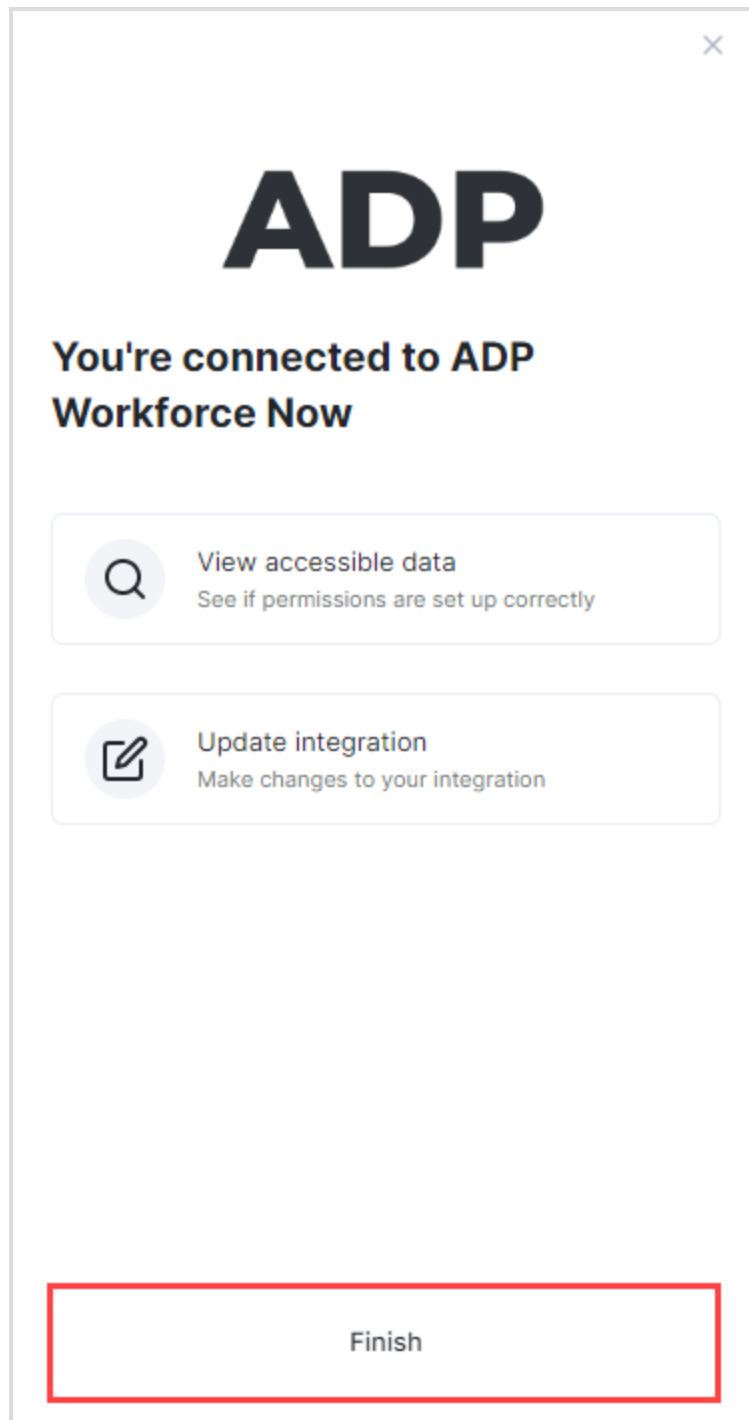


- g. Review what content Payscale has access to and click **Continue**.



h. Click **Finish**.





5. To answer the necessary questions, enable the relevant options and click **Next**.

Data Mapping

STEP 3/3

The default field to be mapped to the 'Pay Market' field in Payfactors is 'location'/'work location' field in your HRIS system.

Is this an acceptable mapping for the 'Pay Market' field? ☒ Yes ☐ No

Do you have any other custom/User-Defined Fields that need to be mapped? ☐ Yes ☒ No

Cancel

Next

6. From the **Confirmation** window, click **OK**.

Confirmation

Your organizational data is now ready to be sent to Payfactors.

Once your data has been validated, you will receive an email with the results of your test load.

If you have any questions, please submit a ticket.

OK

ADP, the ADP logo, and ADP Workforce Now are trademarks of ADP, Inc. or its affiliates or licensors. The information in this document was prepared by Payscale and Payscale is solely responsible for its accuracy and completeness. ADP makes no representation as to the accuracy or completeness of any information contained herein.

